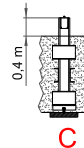
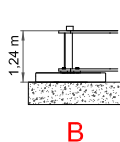
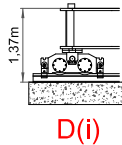
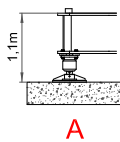
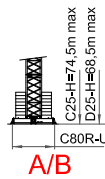
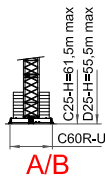


TLS













EN 14439-FEM 1005- C25



Curvas de cargas - Load diagrams - Lastkurven - Courbes de charges - Curve di carico - График грузоподъёмности











80



SL	15	20	25	30	35	39,3	40	45	50	55	60	65	70	75	80	m	
	10000	10000	10000	10000	10000	10000	9800	8539	7535	6717	6037	5464	4974	4550	4180	Kg	
	15	20	25	30	35	36,6	40	45	50	55	60	65	70	75	80	m	
	10000	10000	10000	10000	10000	10000	9030	7856	6922	6161	5528	4995	4539	4144	3800	Kg	
	15	20	25	30	35	35,7	40	45	50	55	60	65	70	75	80	m	
	10000	10000	10000	10000	10000	10000	8730	7556	6622	5861	5228	4695	4239	3844	3500	Kg	
	15	19,6	20	25	30	35	40	45	50	55	60	65	70	75	80	m	
	20000	20000	19605	15187	12293	10250	8730	7556	6622	5861	5228	4695	4239	3844	3500	Kg	
SL	15	20	20,9	25	30	35	40	45	50	55	60	65	70	75	80	m	
	20000	20000	20000	16339	13246	11063	9439	8185	7186	6373	5697	5127	4639	4218	3850	Kg	











75



SL	15	20	25	30	35	40	45	45,5	50	55	60	65	70	75	m	
	10000	10000	10000	10000	10000	10000	10000	10000	8969	8018	7228	6562	5992	5500	Kg	
	15	20	25	30	35	40	42,2	45	50	55	60	65	70	75	m	
	10000	10000	10000	10000	10000	10000	10000	9295	8214	7333	6601	5984	5456	5000	Kg	
	15	20	25	30	35	40	41,1	45	50	55	60	65	70	75	m	
	10000	10000	10000	10000	10000	10000	10000	8995	7914	7033	6301	5684	5156	4700	Kg	
	15	20	22,5	25	30	35	40	45	50	55	60	65	70	75	m	
	20000	20000	20000	17825	14475	12111	10353	8995	7914	7033	6301	5684	5156	4700	Kg	
SL	15	20	24,1	25	30	35	40	45	50	55	60	65	70	75	m	
	20000	20000	20000	19274	15675	13134	11245	9785	8624	7677	6891	6227	5660	5170	Kg	











70













SL	15	20	25	30	35	40	45	50	50,5	55	60	65	70	m	
	10000	10000	10000	10000	10000	10000	10000	10000	10000	9075	8196	7454	6820	Kg	
	15	20	25	30	35	40	45	46,7	50	55	60	65	70	m	
	10000	10000	10000	10000	10000	10000	10000	10000	9261	8283	7471	6785	6200	Kg	
	15	20	25	30	35	40	45	45,6	50	55	60	65	70	m	
	10000	10000	10000	10000	10000	10000	10000	10000	8961	7983	7171	6485	5900	Kg	
	15	25	24,9	25	30	35	40	45	50	55	60	65	70	m	
	20000	20000	20000	19962	16244	13620	11669	10161	8961	7983	7171	6485	5900	Kg	
SL	15	20	25	26,8	30	35	40	45	50	55	60	65	70	m	
	20000	20000	20000	20000	17648	14817	12713	11086	9792	8737	7861	7122	6490	Kg	

65













SL	15	20	25	30	35	40	45	50	54,4	55	60	65	m	
	10000	10000	10000	10000	10000	10000	10000	10000	10000	9888	8940	8140	Kg	
	15	20	25	30	35	40	45	50	50,2	55	60	65	m	
	10000	10000	10000	10000	10000	10000	10000	10000	10000	9011	8137	7400	Kg	
	15	20	25	30	35	40	45	49	50	55	60	65	m	
	10000	10000	10000	10000	10000	10000	10000	9763	8711	7837	7100	Kg		
	15	20	25	26,7	30	35	40	45	50	55	60	65	m	
	20000	20000	20000	20000	17600	14776	12676	11054	9763	8711	7837	7100	Kg	
SL	15	20	25	28,8	30	35	40	45	50	55	60	65	m	
	20000	20000	20000	20000	19166	16112	13842	12087	10690	9552	8607	7810	Kg	











60

SL	15	20	25	30	35	40	45	50	55	57,7	60	m	
	10000	10000	10000	10000	10000	10000	10000	10000	10000	10000	9570	Kg	
	15	20	25	30	35	40	45	50	53,2	55	60	m	
	10000	10000	10000	10000	10000	10000	10000	10000	10000	9625	8700	Kg	
	15	20	25	30	35	40	45	50	51,8	55	60	m	
	10000	10000	10000	10000	10000	10000	10000	10000	10000	9325	8400	Kg	
	15	20	25	28,3	30	35	40	45	50	55	60	m	
	20000	20000	20000	20000	18744	15752	13528	11809	10440	9325	8400	Kg	
SL	15	20	25	30	30,6	35	40	45	50	55	60	m	
	20000	20000	20000	20000	20000	17210	14798	12935	11452	10243	9240	Kg	











55

SL	15	20	25	27,4	30	35	40	45	50	55	m	
	10000	10000	10000	10000	10000	10000	10000	10000	10000	10000	Kg	
	15	20	25	30	35	40	45	48,3	50	55	m	
	10000	10000	10000	10000	10000	10000	10000	10000	10000	10000	Kg	
	15	20	25	30	35	40	45	46,2	50	55	m	
	10000	10000	10000	10000	10000	10000	10000	10000	10000	10000	Kg	
	15	20	25	30	31,1	35	40	45	50	55	m	
	20000	20000	20000	20000	20000	17776	15292	13372	11844	10600	Kg	
SL	15	20	25	30	34,1	35	40	45	50	55	m	
	20000	20000	20000	20000	20000	19460	16760	14673	13014	11660	Kg	

50


SL	15	20	25	30	35	40	45	50	m		
	10000	10000	10000	10000	10000	10000	10000	10000	Kg		
	15	20	25	30	35	40	45	50	m		
	10000	10000	10000	10000	10000	10000	10000	10000	Kg		
	15	20	25	30	35	40	45	47,57	50	m	
	10000	10000	10000	10000	10000	10000	10000	10000	10000	Kg	
	15	20	25	30	32,3	35	40	45	50	m	
	20000	20000	20000	20000	20000	18288	15738	13768	12200	Kg	
SL	15	20	25	28,3	30	35	40	45	50	m	
	20000	20000	20000	20000	20000	17271	15126	13420	Kg		


45

SL	15	20	25	30	35	40	45	m		
	10000	10000	10000	10000	10000	10000	10000	Kg		
	15	20	25	30	35	40	45	m		
	10000	10000	10000	10000	10000	10000	10000	Kg		
	15	20	25	30	35	40	45	m		
	10000	10000	10000	10000	10000	10000	10000	Kg		
	15	20	25	30	33,5	35	40	45	m	
	20000	20000	20000	20000	20000	19105	16451	14400	Kg	
SL	15	20	25	30	35	36,5	40	45	m	
	20000	20000	20000	20000	20000	18075	15840	Kg		

 Consultarnos - Consultateci - Consult us - Nous consulter - Auf anfrage - советоваться





Bloque de contrapeso - Counterweight blocks - Gegengewichtsblöcke - Bloc de contrepoids - Blocco di contrappeso - Плиты противовеса

	80 m			75 m			70 m			65 m		
	A	B	C	A	B	C	A	B	C	A	B	C
	7	1	-	7	1	-	7	1	-	6	2	-
	27000 Kg			27000 Kg			27000 Kg			26000 Kg		





	60 m			55 m			50 m			45 m		
	A	B	C	A	B	C	A	B	C	A	B	C
	7	-	-	7	-	-	5	2	-	6	-	-
	24500 Kg			24500 Kg			22500 Kg			21000 Kg		




Mecanismos - Mechanisms - Antriebe - Mécanismes - Meccanismi - Приводы

- *75 Hp (55Kw)-INV-5V
400V-50/60HZ
HBG 106m S/R Ø16
- *HBG 200m S/R Ø16-LE



		m/mln Kg										
			0-15	0-30	0-35	0-64	0-140	0-7,5	0-15	0-17,5	0-32	0-70
			10000	10000	8000	4000	1000	20000	20000	16000	8000	2000
		Kw	55	55	55	55	55	55	55	55	55	55

- 110 Hp (80Kw)-INV-5V
400V / 480V- 50/60 HZ
HBG 330m S/R Ø16



		m/min Kg										
			0-15	0-30	0-51	0-95	0-152	0-7,5	0-15	0-25,5	0-47,5	0-76
		212 m	10000	10000	8000	4000	1000	20000	20000	16000	8000	2000
		Kw	80	80	80	80	80	80	80	80	80	80

	m/mln	15 / 45 / 90		
	Kw	11		
	r.p.m.	0,3	0,6	0,75
	Kw	2 x 15		
	m/min	12 / 24		
	Nm	4 x 80		


75Hp (55Kw) - INV

		400V 50Hz	Imax.= 187A	Fuse= 224A	TOTAL POWER	GENERATOR	100m	150m	200m
2000/14/CEE 2005/88/CEE	2006/95 /CEE	* 480V 60Hz	Imax.= 175A	Fuse = 175A	109 KVA	200 KVA	4x50mm ²	4x70mm ²	4x120mm ²


110Hp (80Kw) - INV


		400V 50Hz	Imax.= 260A	Fuse= 300A	TOTAL POWER	GENERATOR	100m	150m	200m
2000/14/CEE 2005/88/CEE	2006/95 /CEE	* 480V 60Hz	Imax.= 192A	Fuse = 250A	134 KVA	280 KVA	4x70mm ²	4x95mm ²	4x120mm ²


* Opcional / Optional / Opzionale

 Elevación / Hoisting / Heben / Levage / Sollevamento

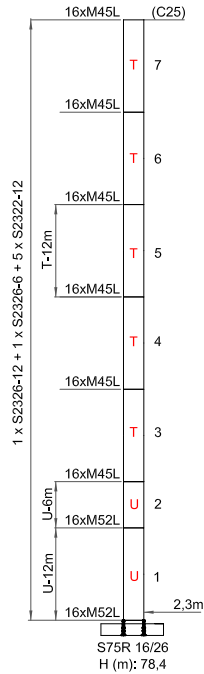
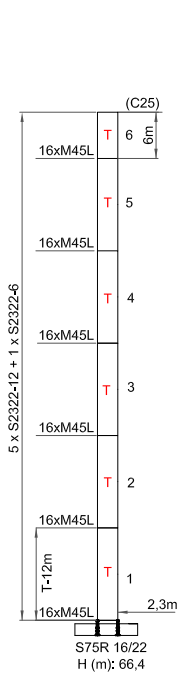
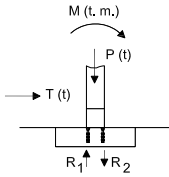
 Distribución / Trolleying / Katzfahren / Distribution / Distribuzione

 Orientación / Stewling / Schwenken / Orientation / Rotazione

 Traslacion / Travelling / Schienenfahren / Translation / Traslazione

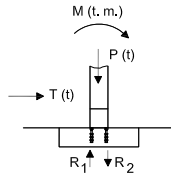
 Cable / Rope / Seil / Câble / Fune

FEM 1005-C25 / EN 14439 - Mástil / Masts / Maste / Mat / Torre / Реакции

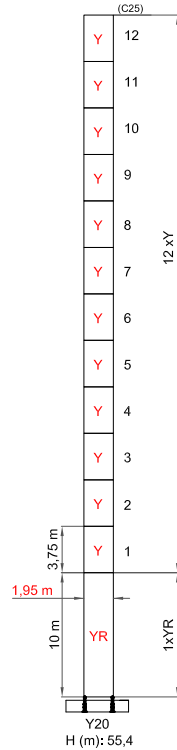
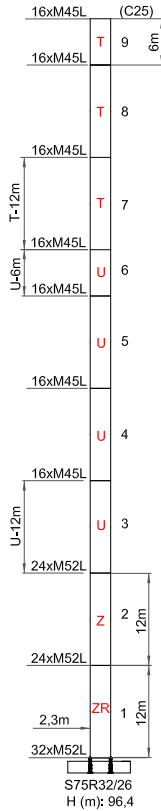


max. H(m) →	FEM 1005 C25					
	U(12)	U(6)	T(12)	T(6)	T(3)	
45	66,4	1	1	4	-	-
50	66,4	1	1	4	-	-
55	66,4	1	-	4	1	-
60	66,4	1	-	4	1	-
65	66,4	-	1	5	-	-
70	66,4	-	-	5	1	-
75	66,4	-	-	5	1	-
80	66,4	-	-	5	1	-

max. H(m) →	FEM 1005 C25					
	U(12)	U(6)	T(12)	T(6)	T(3)	
45	78,4	4	-	4	-	-
50	78,4	3	1	3	1	-
55	78,4	3	1	3	1	-
60	78,4	3	-	3	1	1
65	78,4	2	1	4	-	1
70	78,4	2	-	4	1	1
75	78,4	1	1	5	-	-
80	78,4	1	1	5	-	-

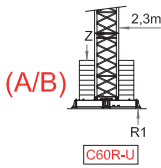


Y = S20 4/4 D73
YR = S20R 4/4 D73

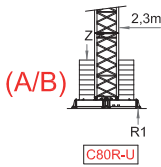


Z (m)	max. H(m)							
	FEM 1005 C25	ZR(12)	Z(12)	U(12)	U(6)	T(12)	T(6)	T(3)
45	96,4	1	1	3	1	2	1	-
50	96,4	1	1	3	1	2	1	-
55	96,4	1	1	3	1	2	1	-
60	96,4	1	1	2	1	3	1	-
65	96,4	1	1	2	1	3	1	-
70	96,4	1	1	2	-	4	-	-
75	93,4	1	1	1	1	4	-	1
80	93,4	1	1	1	1	4	-	1

FEM 1005-C25 / EN 14439 - Bloque lastre de base - Base ballast block - Grundballastblöcke - Bloc de lest de base - Blocco di zavorra alla base - Балласты опорной рамы



max. H(m)	Z (t)			R1 (t)		
	FEM 1005 C25	FEM 1005 C25	FEM 1005 C25	T(12)	T(6)	T(3)
45	52,5	192	209	4	-	1
50	55,5	192	215	4	1	-
55	55,5	192	216	4	1	-
60	58,5	192	218	4	1	1
65	58,5	192	217	4	1	1
70	58,5	176	214	4	1	1
75	61,5	176	218	5	-	-
80	61,5	176	212	5	-	-

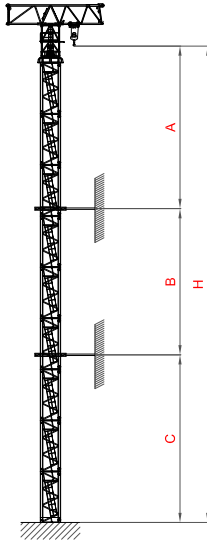


max. H(m)	Z (t)			R1 (t)				
	FEM 1005 C25	FEM 1005 C25	FEM 1005 C25	U(12)	U(6)	T(12)	T(6)	T(3)
45	64,5	144	192	1	1	3	1	1
50	64,5	144	187	1	1	3	1	1
55	64,5	144	189	1	-	4	-	1
60	64,5	128	182	1	-	4	-	1
65	64,5	128	183	-	1	4	1	1
70	64,5	128	186	-	-	5	-	1
75	67,5	128	186	-	-	5	1	-
80	67,5	128	180	-	-	5	1	-

① Consultarnos - Consultatecl - Consult us - Nous consulter - Auf anfrage - Другие высоты подъема и наращивание крана по запросу

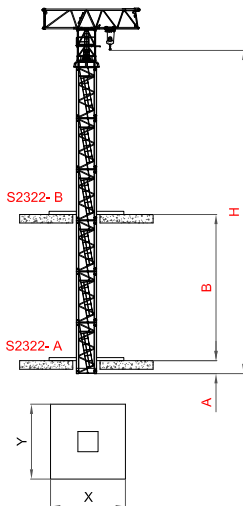
Proceso de trepado - External climbing - Kletterkrane - Telescopable - Sopralzo idraulico - Процесс наращивания крана

TREPADO EXTERNO / EXTERNAL CLIMBING / GEANKERTER KRAN /
GRUE ANDRÉE / GRU ANCORATA / ВОСХОЖДЕНИЕ ЭКСТЕРНО



A max. (m)	45
B min/max. (m)	24 / 42
C min/max. (m)	30 / 60
H max. (m)	①

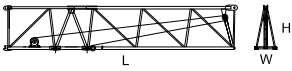
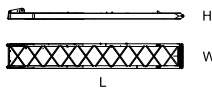
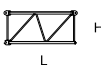
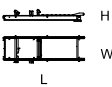
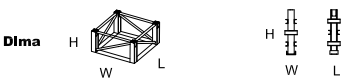
TREPADO INTERNO / BOTTOM CLIMBING CRANE / KLETTKRANE IM GEBÄUDE / TÉLESCOPAGE SUR DALLES /
GRU CLIMBING / ВНУТРЕННИЙ ПРОЦЕСС ТЕЛЕСКОПИРОВАНИЯ

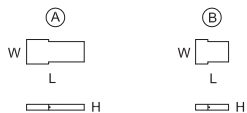
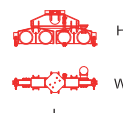

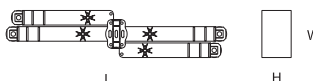
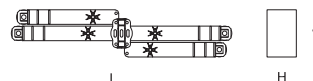



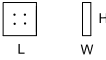
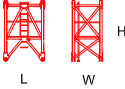

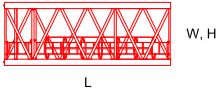
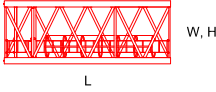
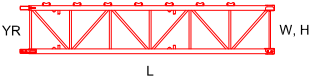
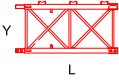
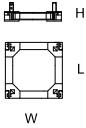
S 23 22				
A min. (m)	2	2	2	2
B min. (m)	10	12	14	16
H max. (m)	36	44	50	54
X (m)	3			
Y (m)	2,5			

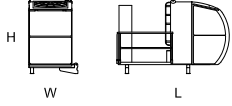
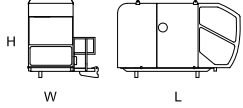

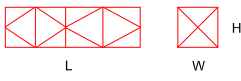
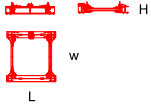
① Consultarnos - Consultateci - Consult us - Nous consulter - Auf anfrage -
Другие высоты подъема и наращивания крана по запросу

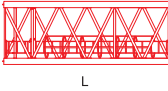
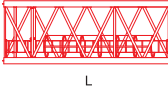
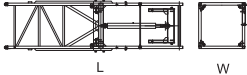
Dimensiones y transporte - dimensions and transport - Abmessungen und Transport - dimensions et des transport - dimensioni e trasporti - Размеры и транспорта

	L(m)	W(m)	H(m)	Peso(Kg)													
Pluma tramo primero / Jib heel section / Ausleger-Anlenkstück / Pied de fleche / Settore articolato di braccio / Корневая секция стрелы 	11,3	1,78	2,45	11500													
Elemento intermedio de pluma / Intermediate jib section / Ausleger-Zwischenstück / Élément Intern. de fleche / Spezzone di braccio / Промежуточная секция стрелы <table border="0"> <tr> <td>Nº 14, Nº 15</td> <td>Nº 16</td> <td>Nº 17</td> </tr> <tr> <td></td> <td></td> <td></td> </tr> <tr> <td>Nº 5, Nº 6</td> <td>Nº 7</td> <td>Nº 8, Nº 9, Nº 10, Nº 11</td> </tr> <tr> <td></td> <td></td> <td></td> </tr> </table>	Nº 14, Nº 15	Nº 16	Nº 17				Nº 5, Nº 6	Nº 7	Nº 8, Nº 9, Nº 10, Nº 11				14 15 16 17 5 6 7 8 9 10 11	10,45 10,4 10,35 10,35 5,3 5,3 5,26 5,25 5,21 5,18 5,15	1,65 1,65 1,65 1,65 1,65 1,65 1,65 1,65 1,65 1,65 1,65	2,45 2,42 2,36 2,36 2,07 2,07 2,02 1,67 1,67 1,65 1,65	5250 4180 3200 2500 1120 950 840 740 605 505 380
Nº 14, Nº 15	Nº 16	Nº 17															
Nº 5, Nº 6	Nº 7	Nº 8, Nº 9, Nº 10, Nº 11															
Carro, Gancho y Puntera / Trolley, Hook and jib head / Lasthaken - Laufkatze-Cabeça de Lança / Chariot - Crochet - Pointe de fleche / Carrello, Gancio e Punta freccia / Крюк и грузовая тележка <table border="0"> <tr> <td></td> <td></td> <td></td> </tr> <tr> <td>L</td> <td>W</td> <td>H</td> </tr> </table>				L	W	H	2,71 1,24 0,7	2,57 0,64 1,9	1,71 1,75 1,3	860 925 235							
L	W	H															
Contrapluma 1 / Counter-jib 1 / Gegenausleger 1 / Contre-fleche 1 / Controbraccio 1 / Консоль противовеса 1 / Консоль противовеса 1 	11,94	1,66	0,75	4990													
Contrapluma 1-A / Counter-jib 1-A / Gegenausleger 1-A / Contre-fleche 1-A / Controbraccio 1-A / Консоль противовеса 1-A / Консоль противовеса 1-A 	5,3	1,78	2,41	2700													
Contrapluma 2 / Counter-jib 2 / Gegenausleger 2 / Contre-fleche 2 / Controbraccio 2 / Консоль противовеса 2 / Консоль противовеса 2 	5,55	1,75	0,83	2550													
Elemento de empotre / Foundation anchor / Fundamentanker / Pieds de scellement / El anegare / Анкерные крепления 	(x4)	S75R16/20 S75R16/22 S75R16/26 S75R24/26 S75R32/26 Dlma YR 4/4 D73	0,35 0,5 0,5 0,5 0,5 2,31 0,5	0,35 0,5 0,5 0,5 0,5 2,34 0,5	1,6 2 2,4 2,4 3 0,8 2	1200 1400 2100 3400 3500 1650 500											

	L(m)	W(m)	H(m)	Peso(Kg)	
<p>Bloque de contrapeso / Counterweight blocks / Gegengewichtsblöcke / Bloc de contrepoids / Blocco di contrappeso / Плита противовеса</p> 	A	3,4	1,55	0,29	3500
	B	2,4	1,55	0,29	2500
<p>Traslacion / Travelling bogies / Kranfahren / Traslation / Traslazione</p> 	(x4)	2,94	1,25	0,97	3102
<p>Equipo de elevacion / Holst winch / Heben / Levage / Sollevamento</p> 		2	2,1	2	3500
<p>Base C60R-U / base C60R-U / Hauptträger für fundamentkreuz C60R-U / Base C60R-U / Base C60R-U</p> 		9,01	1,94	1,45	13500
<p>Base C80R-U / base C80R-U / Hauptträger für fundamentkreuz C80R-U / Base C80R-U / Base C80R-U</p> 		11,8	1,94	1,45	17200
<p>Bloque lastre de base / Base ballast block / Grundballastblöcke / Bloc de lest de base / Blocco di zavorra alla base</p> 		4,5	0,51	0,9	5000
		5,8	0,4	1,5	8000

	L(m)	W(m)	H(m)	Peso(Kg)		
Bloque apoyo de base / Base support block / Grundballastblöcke / Bloc de appui de base / Blocco di appoggio alla base		2	0,5	2	5000	
Unidad de rotacion S23 / Complete slewing unit S23 / Drehbühne S23 / Orientation S23 / Rotazione S23 / Оголовок башни S23		2,22	1,64	3,28	2650	
		2,98	2,32	1,93	10500	
Elemento de torre S23 / Tower section S23 / Turmstück S23 / Elément de mât S23 / Elemento di torre S23 / Башенные секции S23		T	6	2,27	2,29	4780
		T	12	2,27	2,29	9000
		U	6	2,31	2,34	6200
		U	12	2,31	2,34	11180
		Z	6	2,31	2,55	7825
		Z	12	2,31	2,55	15064
		ZR	6	2,31	2,55	7925
		ZR	12	2,31	2,55	15200
		ZZR	12	2,31	2,55	15325
Elemento de torre S24 / Tower section S24 / Turmstück S24 / Elément de mât S24 / Elemento di torre S24 / Башенные секции S24		R	5,9	2,42	2,37	4200
Elemento de torre Y20 / Tower section Y20 / Turmstück Y20 / Elément de mât Y20 / Elemento di torre Y20 / Башенные секции Y20		Y (S20)	4,15	1,95	1,95	3020
		YR (S20R)	10,3	1,95	1,95	7065
Tramo adaptacion S23/Y / Adaptation section S23/Y / Abschnitt Adaption S23/Y / Section Adaption S23/Y / Sezione adattamento S23/Y / Раздел адаптации S23/Y			2,30	2,34	0,76	4100

		L(m)	W(m)	H(m)	Peso(Kg)
Cabina y soporte / Cabin and platform / Kabine und wartungs / Cabine et support / Cablna e supporto / Кабина с основой					
	LUXE	3,86	2,03	2,42	1830
	NT	4,00	2,30	2,48	2330
Marco trepado externo / Tie-frame / Cadre d'encrage externe / Sopralzo con ancoraggio esterno / внешняя рамка пристежки					
	T/U	3,52	3,49	0,42	3900
	Y	3,52	3,49	0,42	1850
Jaula de telescopaje tipo S23 / Climbing cage type S23 / Hydraulikbühne S23 / Cage de telescopage type S23 / Gabbia di montaggio S23 / Монтажная обойма S23					
		11,6	3,2	3,3	13500
Completa / Full / Vollständige / Complete / completa / полный					
					9550
Estructura / Steel frame / Struktur / Construction / Struttura / структура					
					3950
Hidraulico y accesorios / Hydraulic and accessories / Hydraulik-und Zubehör / hydraulique et accessoires / Idrauliche ed accessori / Гидравлические и аксессуары					
Marco trepado Interno S23 / Floor climbing frame S23 / Cadre d'encrage Interne S23 / Sopralzo Interno S23 / внешняя рамка пристежки S23 / внутренняя рамка пристежки S23					
		3,2	2,8	0,6	4720
Hidraulico y accesorios / Hydraulic and accessories / Hydraulik-und Zubehör / hydraulique et accessoires / Idrauliche ed accessori					
					3081

	L(m)	W(m)	H(m)	Peso(Kg)
<p>Tramo trep. A S23 / Tower section A S23 / Turmstück A S23 / Élément de mât A S23 / Elemento di torre a S23 / Башенные секции A S23 / Башенные секции A S23</p>  <p style="text-align: center;">L</p>				
<p>Tramo trep. B S23 / Tower section B S23 / Turmstück B S23 / Élément de mât B S23 / Elemento di torre B S23 / Башенные секции B S23 / Башенные секции B S23</p>  <p style="text-align: center;">L</p>				
<p>Jaula de telescopaje tipo Y20 / Climbing cage type Y20 / Hydraulikbühne Y20 / Cage de telescopage type Y20 / Gabbla di montaggio Y20 / Монтажная обойма Y20</p>				
<p>Completa / Full / Vollständig / Complete / completa / полный</p>  <p style="text-align: center;">L W</p>				
<p>Estructura / Steel frame / Struktur / Construction / Struttura / структура</p>				8500
<p>Hidraulico y accesorios / Hydraulic and accessories / Hydraulik-und Zubehör / hydraulique et accessoires / idrauliche ed accessori / Гидравлические и аксессуары</p>				6000
				2500



11x40" HC + 2x40" OT - HBG 30 m



x 12 - HBG 30 m