


Curvas de cargas - Load diagrams - Lastkurven - Courbes de charges - Curve di carico - График грузоподъёмности


55 m



24	25	26	28	30	33	35	36,1	37	39	40	43	45	48	50	52	55	m
3000	3000	3000	3000	3000	3000	3000	3000	2907	2723	2638	2409	2274	2093	1985	1885	1750	Kg
15	16	18	21	24	30	33	35	35,03	38	40	43	45	48	50	52	55	m
3000	3000	3000	3000	3000	3000	3000	3000	3000	2705	2532	2304	2170	1990	1883	1784	1650	Kg
15	16	19,9	21	24	27	30	33	35	38	40	43	45	48	50	52	55	m
6000	6000	6000	5634	4791	4149	3643	3235	3004	2705	2532	2304	2170	1990	1883	1784	1650	Kg
15	16	18	21,2	24	27	30	33	35	38	40	43	45	48	50	52	55	m
6000	6000	6000	6000	5187	4497	3955	3517	3269	2948	2762	2518	2373	2180	2065	1959	1815	Kg

SL


50 m



24	25	26	28	30	33	35	37	39	39,7	40	43	45	48	50	m
3000	3000	3000	3000	3000	3000	3000	3000	3000	3000	2973	2719	2570	2369	2250	Kg
15	18	21	24	27	33	35	38	38,6	40	43	45	48	50	m	
3000	3000	3000	3000	3000	3000	3000	3000	3000	2869	2617	2468	2269	2150	Kg	
15	21	21,8	24	27	30	33	35	38	40	43	45	48	50	m	
6000	6000	6000	5371	4659	4100	3648	3392	3061	2869	2617	2468	2269	2150	Kg	
15	18	19	21	23,4	27	30	33	35	38	40	43	45	48	m	
6000	6000	6000	6000	6000	5071	4467	3980	3704	3347	3141	2868	2708	2493	Kg	

SL


45 m



24	25	26	28	30	33	35	37	38	39	40	41,9	45	m
3000	3000	3000	3000	3000	3000	3000	3000	3000	3000	3000	3000	2750	Kg
15	18	20	21	24	27	30	33	35	37	40,7	43	45	m
3000	3000	3000	3000	3000	3000	3000	3000	3000	3000	3000	2808	2650	Kg
15	18	20	21	23,1	27	30	33	35	37	40	43	45	m
6000	6000	6000	6000	6000	4972	4379	3900	3629	3388	3075	2808	2650	Kg
15	16	20	21	24,8	27	30	33	35	38	40	43	45	m
6000	6000	6000	6000	6000	5426	4785	4267	3973	3594	3375	3085	2915	Kg















SL
















40 m

































24	25	26	28	30	34	35	37	38	39	40	m
3000	3000	3000	3000	3000	3000	3000	3000	3000	3000	3000	Kg
15	18	20	22	24	27	30	34	36	38	40	m
3000	3000	3000	3000	3000	3000	3000	3000	3000	3000	3000	Kg
15	18	20	22	23,5	27	30	33	36	38	40	m
6000	6000	6000	6000	6000	5085	4480	3991	3588	3357	3150	Kg
15	16	20	21	25,3	27	30	33	35	38	40	m
6000	6000	6000	6000	6000	5563	4907	4377	4077	3689	3465	Kg

SL

35 m	24	25	26	28	30	35	m				
	3000	3000	3000	3000	3000	3000	Kg				
	15	19	20	21	24	27	33	35	m		
	3000	3000	3000	3000	3000	3000	3000	3000	3000	Kg	
SL	15	18	19	21	23,4	27	30	35	m		
	6000	6000	6000	6000	6000	5066	4463	3700	Kg		
SL	15	16	19	21	25,3	27	30	35	m		
	6000	6000	6000	6000	6000	5553	4898	4070	Kg		

30 m	15	30	m					
	3000	3000	Kg					
	15	30	m					
	3000	3000	Kg					
(i)	10	15	20	23,6	30	m		
	6000	6000	6000	6000	4500	Kg		
SL	15	16	20	25,5	30	m		
	6000	6000	6000	6000	4950	Kg		


25 m	15	25	m					
	3000	3000	Kg					
	15	25	m					
	3000	3000	Kg					
(i)	10	15	20	23,2	25	m		
	6000	6000	6000	6000	5500	Kg		
SL	15	16	20	21	25	m		
	6000	6000	6000	6000	6000	Kg		


20 m	15	20	m					
	3000	3000	Kg					
	15	20	m					
	3000	3000	Kg					
(i)	10	15	17	18	20	m		
	6000	6000	6000	6000	6000	Kg		
SL	15	16	18	21	20	m		
	6000	6000	6000	6000	6000	Kg		

(i) Consultarnos - Consultateci - Consult us - Nous consulter - Auf anfrage - советоватьсья

SL-SUPERLIFT Otras velocidades y características de funcionamiento – Variant speeds and service conditions – Abweichende Geschwindigkeiten und Betriebsbedingungen – Vitesses et conditions de fonctionnement différentes – Differenti velocità e condizioni di funzionamento – Нестандартные скорости и условия эксплуатации

Bloque de contrapeso - Counterweight blocks - Gegengewichtsblöcke - Bloc de contrepoid - Blocco di contrappeso - Плиты противовеса

	55 m			50 m			45 m			40 m		
	A	B	C	A	B	C	A	B	C	A	B	C
	5	2	-	5	2	-	5	1	-	4	2	-
16750 Kg			16750 Kg			15250 Kg			14000 Kg			












	35 m			30 m			25 m			20 m		
	A	B	C	A	B	C	A	B	C	A	B	C
	4	1	-	3	2	-	3	1	-	2	2	-
12500 Kg			11250 Kg			9750 Kg			8500 Kg			

Mecanismos - Mechanisms - Antriebe - Mécanismes - Meccanismi - Приводы



33 Hp (24 Kw) INV

400V / 50HZ

HBG Iebus 190m S/R Ø10mm

		m/min								
			0-8	0-35	0-56	0-100	0-4	0-17.5	0-28	0-50
380 m		Kg	3000	3000	2200	1000	6000	6000	4400	2000
		Kw	24	24	24	24	24	24	24	24
		m/min	11 / 37 / 75				11 / 37 / 75			
		Kw	3				3			
		r.p.m	0,3	0,6	0,9	0,3	0,6	0,9	0,9	
		Kw	2 x 5,5				2 x 5,5			
		m/min	20				20			
		Kw	2 x 2,2				2 x 2,2			

33Hp (24Kw) - INV


		400V 50Hz I _{max} .= 72A Fuse= 80A	TOTAL POWER 42 KVA	GENERATOR 75 KVA	100m 4x25mm ²	150m 4x35mm ²	200m 4x35mm ²
2000/14/CEE 2005/88/CEE	2006/95/CEE	* 480V 60Hz I _{max} .= 60A Fuse = 70A					

* Opcional / Optional / Opzionale

 Elevación / Hoisting / Heben / Levage / Sollevamento

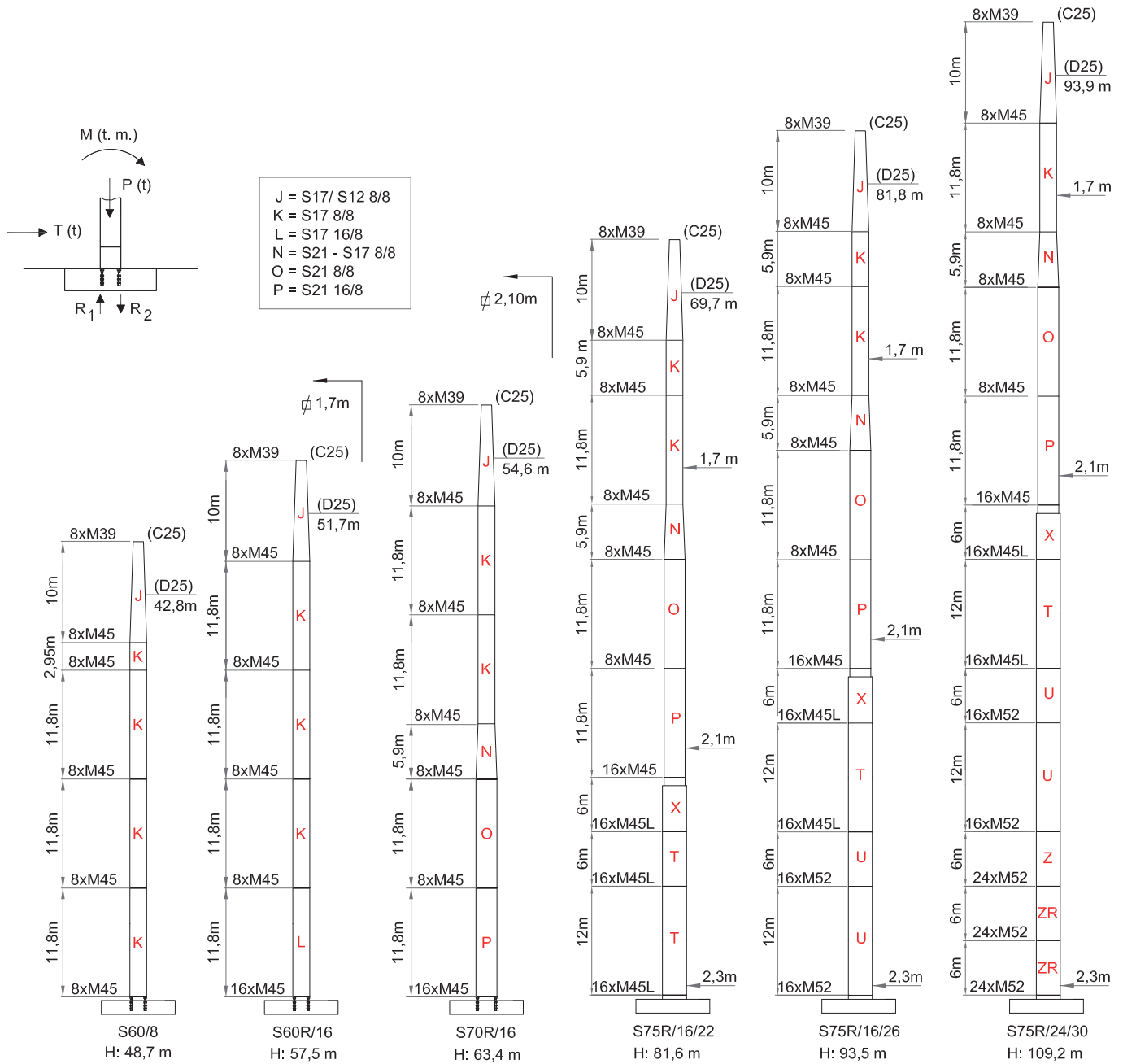
 Distribución / Trolleying / Katzfahren / Distribution / Dirituzione

 Orientación / Slewing / Schwenken / Orientation / Rotazione

 Traslacion / Travelling / Schienenfahren / Translation / Traslazione

 Cable / Rope / Seil / Câble / Fune

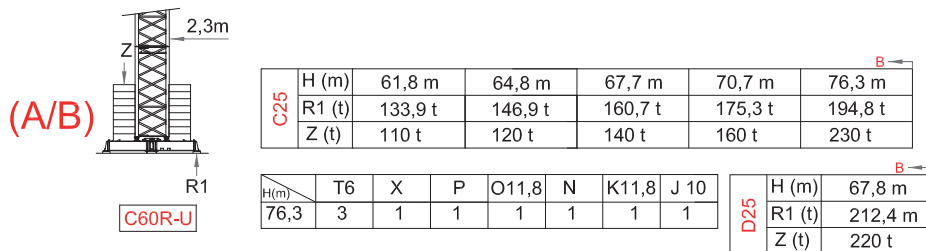
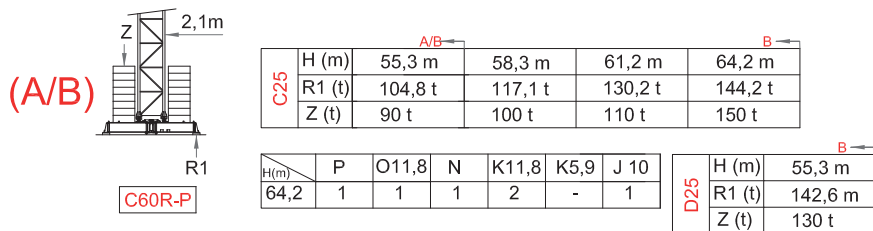
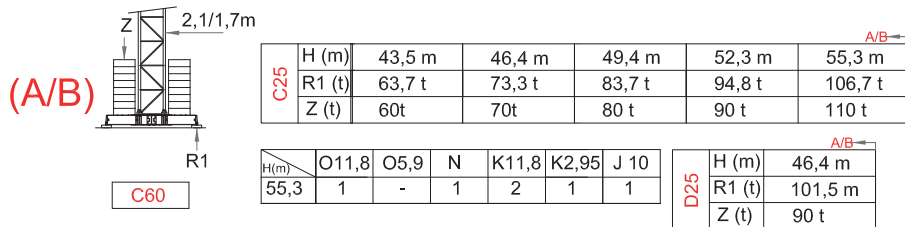
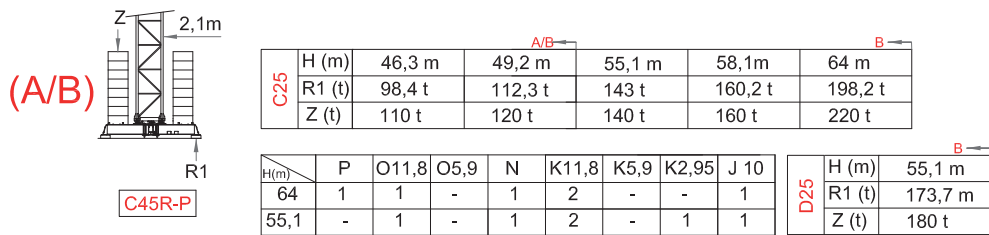
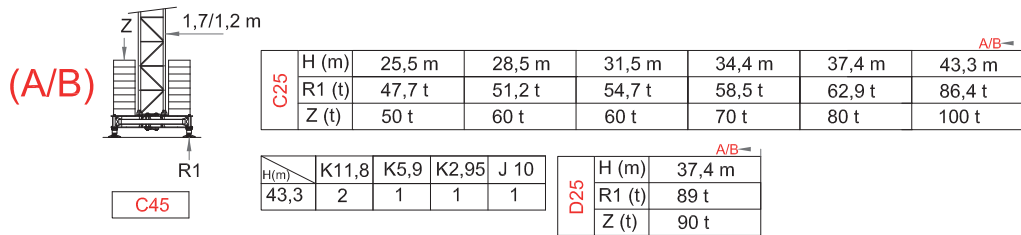
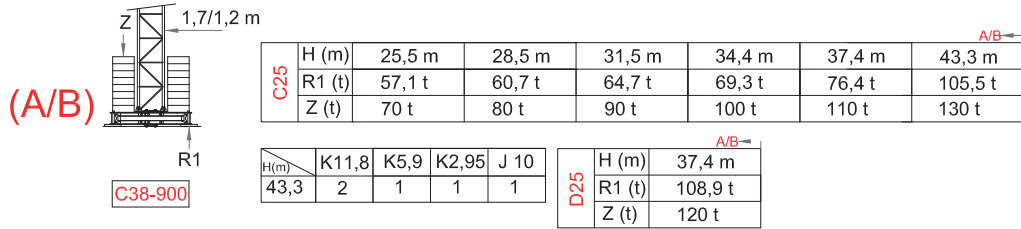
FEM 1005-C25-D25 / EN 14439 - Mástil / Reacciones - Masts / Reactions - Mast / Eckdrücke - Mast / Réactions - Torre / Réazioni - Реакции / Комплектация башни



C25	H (m)	22,1	39,9	48,7	57,5	63,4	81,6	93,5	109,2
	M (T·m)	169,7	299,5	380	496,5	591,7	999,1	1346,5	1788,2
	T (t)	4,2	6,4	7,4	12,7	14,1	19,3	23,4	28,3
	P (t)	42,6	51,8	55,8	55,3	59,8	75,8	89,9	106,5

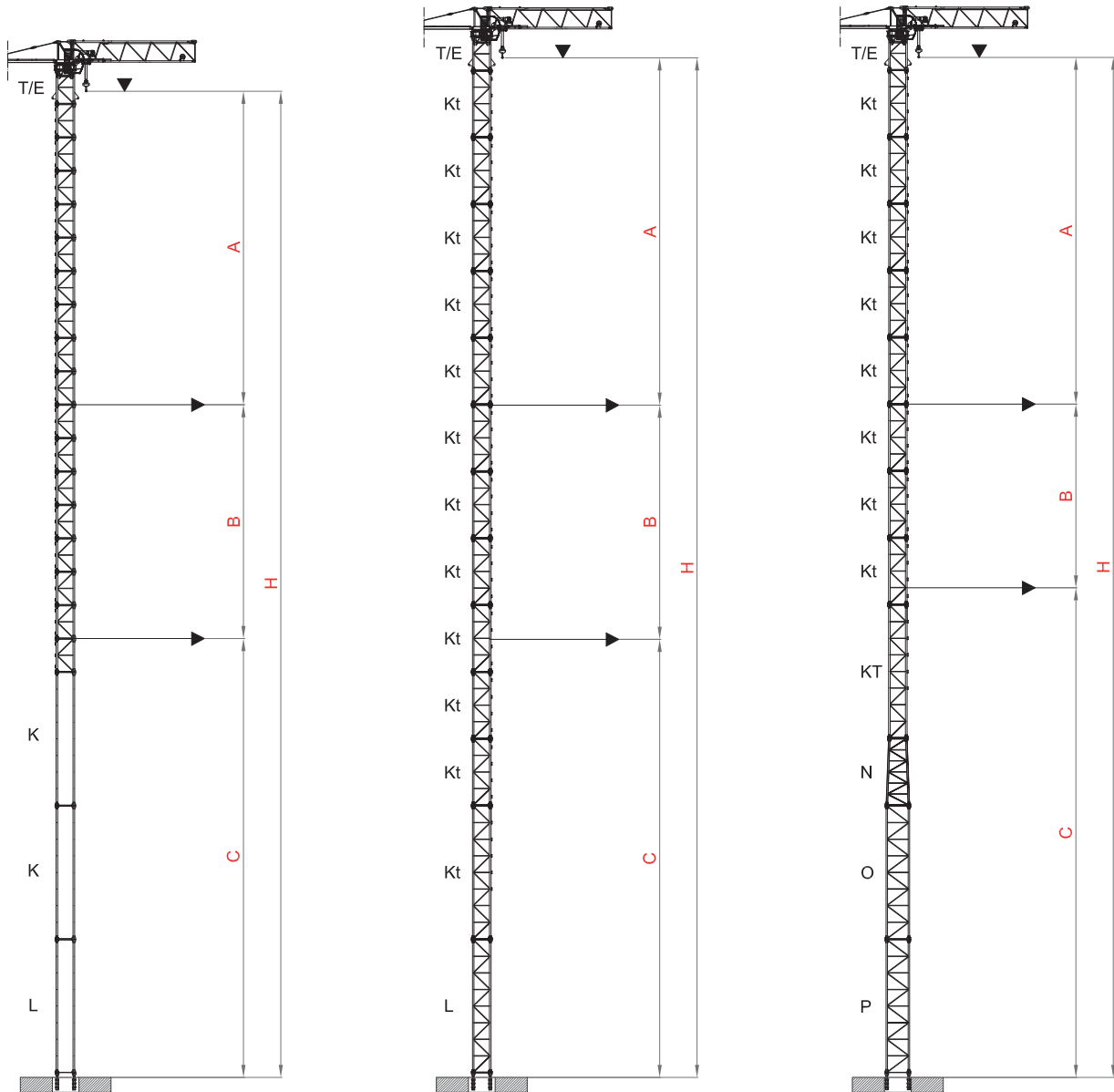
D25	H (m)	35	36,9	42,8	51,7	54,6	69,7	81,8	93,9
	M (T·m)	207,6	246	315,8	473,4	520,5	870,5	1254,1	1754,4
	T (t)	5,2	5,9	12,2	14,4	15,3	20,6	26,4	32,6
	P (t)	46,7	49,4	47,3	51,9	55	67,4	83,9	100,5

FEM 1005-C25-D25 / EN 14439 - Bloque lastre de base - Base ballast block - Grundballastblöcke - Bloc de lest de base - Blocco di zavorra alla base - Балласты опорной рамы



Proceso de trepado - Climbing - Kletterkrane - Telescopable - Sopralzo idraulico - Процесс наращивания крана

C25 TREPADO EXTERNO / EXTERNAL CLIMBING / GEANKERTER KRAN /
GRUE ANDRÉE / GRU ANCORATA / ВОСХОЖДЕНИЕ ЭКСТЕРНО



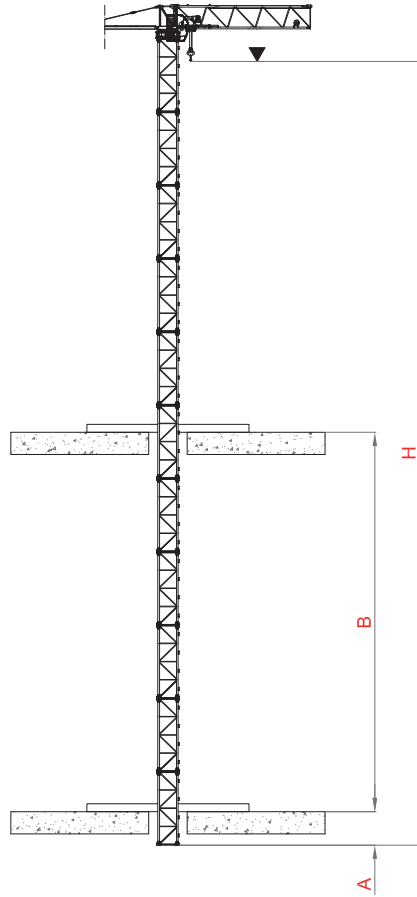
	MONOBLOCK K/2,95m
A max.	30,6 m
B max.	20,6 m
C max.	44,5 m
Hi max.	52,3 m
H max. C+B+A	95,7 m
H max. C+B+B+A	116,3 m / (i)

	PAG. 4 *1 MONOBLOCK K/5,9m
A max.	30,6 m
B max.	17,7 m
C max.	40,1 m
Hi max.	52,3 m
H max. C+B+A	88,4 m
H max. C+B+B+A	106,1 m / (i)

	PAG. 4 *2 MONOBLOCK K/5,9m
A max.	30,6 m
B max.	17,7 m
C max.	52
Hi max.	64,1 m
H max. C+B+A	100,3 m
H max. C+B+B+A	118 m / (i)


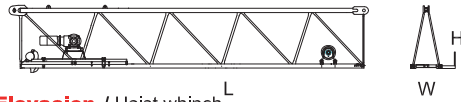
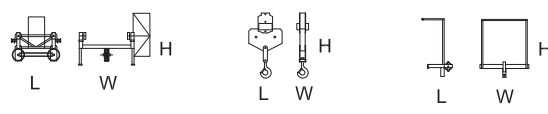
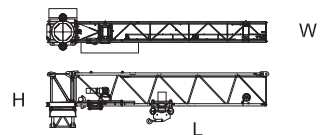

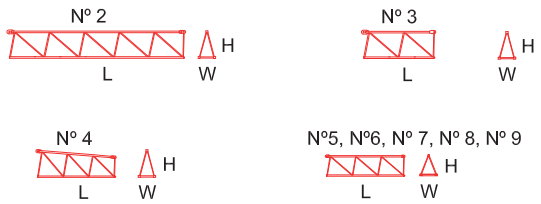
(i) Consultarnos - Consultateci - Consult us - Nous consulter - Auf anfrage -
Другие высоты подъема и наращивание крана по запросу

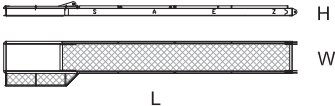
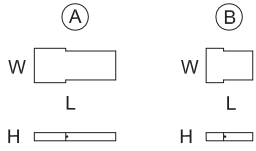
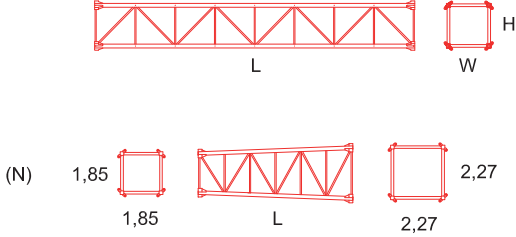
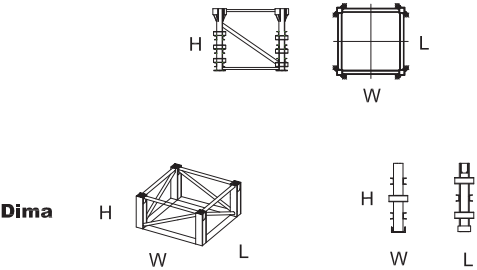
TREPADO INTERNO / BOTTOM CLIMBING CRANE / KLETTERKRANE IM GEBÄUDE / TÉLESCOPAGE SUR DALLES /
GRU CLIMBING / ВНУТРЕННИЙ ПРОЦЕСС ТЕЛЕСКОПИРОВАНИЯ

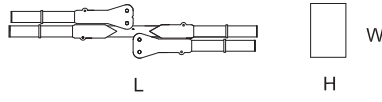
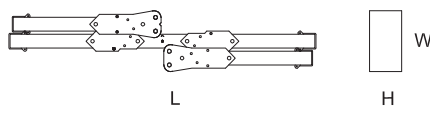
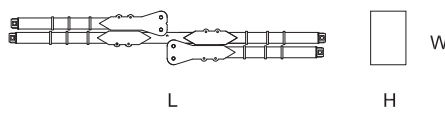
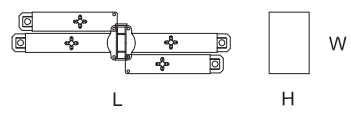
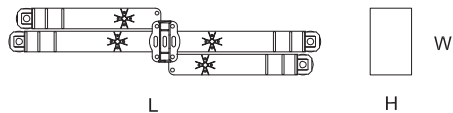
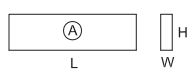
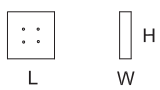




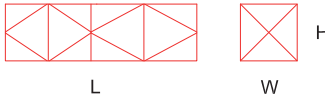
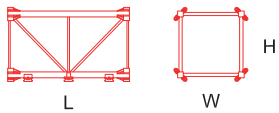
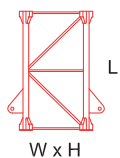
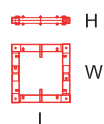
① Consultarnos - Consultateci - Consult us - Nous consulter - Auf anfrage -
Другие высоты подъема и наращивание крана по запросу

Dimensiones y transporte - dimensions and transport - Abmessungen und Transport - dimensions et des transports - dimensioni e trasporti - Размеры и транспорта

	L(m)	W(m)	H(m)	Peso(Kg)	
Unidad de rotacion / Complete slewing unit / Drehbühne / Orientation / Rotazione / Оголовок башни 	1,86	1,86	3	3925	
Balcon giro corto / short slewing balcony Balcon giro largo / long slewing balcony				117 110	
Pluma tramo primero / Jib heel section / Ausleger-Anlenkstück / Pied de fleche / Settore articolato di braccio / Корневая секция стрелы 	10,7	1,25	2,3	3567	
Equipo de Elevacion / Hoist winch Balcon pluma 1 / Jib 1 balcony				690 117	
Gancho, Carro y Puntera / Hook, Trolley and jib head / Lasthaken - Laufkatze-Cabeça de Lança / Crochet - Chariot-Pointe de fleche / Gancio - Carrello e Punta freccia / Крюк и грузовая тележка 	1,55 0,8 0,8	1,35 0,15 1,2	1,5 1,5 1,4	291 242 100	
Unidad de rotacion + pluma 1 / Complete slewing unit + jib heel section / Drehbühne / Orientation / Rotazione 				8142	
Cabina y soporte / Cabin and platform / Kabine und wartungs / Cabine et support / Cabina e supporto / Кабина с основой 				1135	
Elemento intermedio de pluma / Intermediate jib section / Ausleger-Zwischenstück / Élément interm. de fleche / Spezzone di braccio / Промежуточная секция стрелы 					
	2	10,3	1,11	1,83	1375
	3	5,22	1,11	1,81	575
	4	5,22	1,11	1,8/1,3	555
	5	5,2	1,11	1,3	535
	6	5,17	1,11	1,3	415
	7	5,17	1,11	1,3	370
	8	5,14	1,11	1,28	295
	9	5,14	1,11	1,28	250

	L(m)	W(m)	H(m)	Peso(Kg)	
Contrapluma con tirantes / Counter-jib and tie-bars / Gegenausleger / Contre-fleche / Controbraccio / Консоль противовеса 	11,94	1,8	0,6	3352	
Barandillas / Protection				240	
Bloque de contrapeso / Counterweight blocks / Gegengewichtsblöcke / Bloc de contrepois / Blocco di contrappeso / Плита противовеса 	A	3,5	1,25	0,29	2750
	B	1,83	1,25	0,29	1500
Elemento de torre / Tower section / Turmstück / Élément de mât / Elemento di torre / Башенные секции 	J	10	1,85	1,38	3520
	K	11,8	1,85	1,85	4620
	K	5,9	1,85	1,85	2505
	K	3	1,85	1,85	1500
	L	11,8	1,85	1,85	5325
	O	11,8	2,27	2,27	4980
	O	5,9	2,27	2,27	2680
	O	3	2,27	2,27	1580
	P	11,8	2,27	2,27	5880
	N	5,9			2850
	X	6	2,27	2,29	4830
	T	6	2,27	2,29	4780
	T	12	2,27	2,29	9000
	U	6	2,31	2,34	6200
	U	12	2,31	2,34	11180
	Z	6	2,61	2,34	7825
	ZR	6	2,31	2,34	7925
Elemento de empotre / Foundation anchor / Fundamentanker / Pieds de scellement / El annegare / Анкерные крепления 	S60/8	1,85	1,85	1,6	956
	S60/R16	1,85	1,85	1,6	1108
	S70/8	2,27	2,27	1,6	1122
	S70R/16	2,27	2,27	1,6	1274
	S75R16/20	0,35	0,35	1,6	1200
	S75R16/22	0,5	0,5	2	1400
	S75R16/26	0,5	0,5	2,4	2100
	S75R24/26	0,5	0,5	2,4	3400
	S75R24/30	0,8	0,8	3	3600
	Dima	2,31	2,34	0,8	1650

	L(m)	W(m)	H(m)	Peso(Kg)
<p>Base C38 / base C38/ Hauptträger für fundamentkreuz C38 / Base C38 / Base C38</p> 	5,75	1,47	0,77	3670
<p>Base C38-900 / base C38-900 / Hauptträger für fundamentkreuz C38-900 / Base C38-900 / Base C38-900</p>	5,75	1,47	0,97	5550
<p>Base Cruciforme C45-700 / Crossbase C45-700 / Fundamentkreuz C45-700 / Châsis C45-700 / Carro base C45-700</p> 	6,7	1,3	0,77	6190
<p>Base C60-900 / base C60-900 / Hauptträger für fundamentkreuz C60-900 / Base C60-900 / Base C60-900</p> 	8,66	1,47	0,96	8625
<p>Base C45R-P / base C45R-P / Hauptträger für fundamentkreuz C45R-P / Base C45R-P / Base C45R-P</p> 	6,9	1,94	1,14	9000
<p>Base C60R-P/U / base C60R-P/U / Hauptträger für fundamentkreuz C60R-P/U / Base C60R-P/U / Base C60R-P/U</p> 	9,01	1,94	1,35	13500
<p>Bloque lastre de base / Base ballast block / Grundballastblöcke / Bloc de lest de base / Blocco di zavorra alla base</p> 	4,5 5,8	0,51 0,4	0,9 1,5	5000 8000
<p>Bloque apoyo de base / Base support block / Grundballastblöcke / Bloc de appui de base / Blocco di appoggio alla base</p> 	2	0,5	2	5000

	L(m)	W(m)	H(m)	Peso(Kg)	
Traslacion / Travelling bogies / Kranfahren / Traslacion / Traslazione 	1,15	0,25	0,45	450	
	1,15	1,25	0,45	505	
Niveladores / Levellers / Spindel pyramide / Niveleurs / Piedi regolabile 	1,20	1,20	0,65	250	
Jaula de telescopaje tipo K / Climbing cage type K / Hydraulikbühne K / Cage de telescopage type K / Gabbia di montaggio K / Монтажная обойма K Completa / Full / Vollständige / Complete / completa / полный 	K-2,95	7,35	2,1	2,1	6400
	K-5,9	11,2	2,1	2,1	8000
Estructura / Steel frame / Struktur / Construction / Struttura / структура K-2,95 K-5,9				4890	
				6490	
Hidraulico y accesorios / Hydraulic and accessories / Hydraulik-und Zubehör / hydraulique et accessoires / idrauliche ed accessori / Гидравлические и аксессуары K-2,95 K-5,9				1510	
				1510	
Tramo trepador Kt / Tower section Kt / Turmstück Kt / Élément de mât Kt / Elemento di torre Kt / Башенные секции Kt 	Kt	2,95	1,85	1,85	1475
	Kt	5,9	1,85	1,85	2572
	Kt	11,8	1,85	1,85	4750
Tramo enlace caja 1,7 / Tower section 1,7 / Turmstück 1,7 / Élément de mât 1,7 / Elemento di torre 1,7 / Башенные секции 1,7 		2,95	2,3	2,3	1590
Marco trepado externo K / Tie-frame / Cadre d'encrage externe / Sopralzo con ancoraggio esterno / внешняя рамка пристежки 	K	2,31	2,31	0,26	950



40" HC x 5 - HBG 23 m + C45
 +1xK11.8+1xJ
 45" HC x 5 - HBG 23 m + C45
 +1xK11.8+1xJ



x 4 - HBG 23 m + C45
 +1xK11.8+1xJ